

ClearOne®

COLLABORATE® VERSA PRO 50

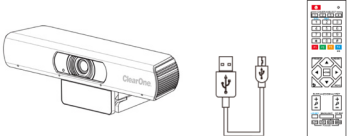
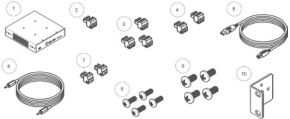


Quick Start Guide



COLLABORATE VERSA PRO 50

COMPONENTS INCLUDED

The COLLABORATE VERSA PRO 50 includes Zoom Certified UNITE® 50 4K ePTZ Camera, the CONVERGE Huddle DSP Mixer, a Ceiling Mic Array, and a 90-day COLLABORATE Space license.


COLLABORATE VERSA 50	
	910-2100-006 Zoom Certified UNITE 50 4K ePTZ camera, USB cable, and camera remote control
	910-3200-701: (1) CONVERGE Huddle, (2-4) Terminal Block Connectors, (5) USB 3.0 cable, (6) TRRS cable, (7) Mini COMBICON plug connectors, (8-9) Phillips pan-head screws, (10) Mounting ears kit
	910-001-013-W Ceiling Microphone Array, cables
	COLLABORATE Space 90-day license

SET UP YOUR PRODUCT

1. Connect the UNITE 50 4K camera to a USB 3.0 port on the CONVERGE Huddle.

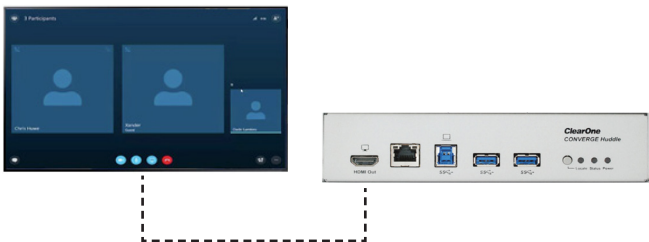


2. Connect the Ceiling Mic Array to a Mic/Line input on the CONVERGE Huddle.




COLLABORATE VERSA PRO 50

3. Connect the display to the HDMI output on the CONVERGE Huddle.



4. Connect the CONVERGE Huddle to a PoE power injector (Midspan), or PoE Ethernet Network Switch (Endspan).




QUICK START GUIDE

5. To cast a laptop screen onto a display via USB 3.0, install the DisplayLink driver (one time installation) onto the laptop. You can download the driver from:

www.displaylink.com/downloads

Note: If a Windows 10 laptop comes with the DisplayLink driver pre-installed, it does not need to be installed separately. The VERSA hub has been tested with DisplayLink driver version 8.2.1999.0.

6. Connect your laptop to the USB 3.0 Type-B input port on the CONVERGE Huddle.



Please Note: The UNITE 50 camera is powered over the connected USB cable and requires 600mA @5V at the USB port on the camera.

ClearOne has tested the Unite 50 with our 10m and 30m Fiber USB 3.0 cables and as long as they are connected to USB source providing sufficient power, they will power the Unite 50 camera

COLLABORATE VERSA PRO 50

For more detailed information about CONVERGE Huddle, Ceiling Mic Array, and UNITE 50 products, please refer to the appropriate user manual or quick start guide on the ClearOne website:

www.clearone.com

CONTACT INFORMATION

HEADQUARTERS:

5225 Wiley Post Way
Suite 500
Salt Lake City, UT 84116

Sales:

Tel: 801.975.7200
e-mail: sales@clearone.com

US & Canada:

Tel: 801.975.7200
TollFree: 800.945.7730
Fax: 801.303.5711

TechSupport

Tel: 801.974.3760
e-mail: collaborate.support@clearone.com

International:

Tel: +1.801.975.7200
e-mail: global@clearone.com

© 2019 ClearOne, Inc. All rights reserved.

Information in this document is subject to change without notice. QSG-0076-001 Revision 1.1 October 2019